

در این گونه سیستم ها
 عملیات اطفاء حریق از طریق
 تزریق گاز دی اکسید کربن
 در فضای مورد نظر صورت
 می گیرد.

- High Pressure
CO2

- Low Pressure CO2

- High Expansion
Foam

System Description:

Low Pressure CO₂

The Low Pressure tank is fixed with rigid support on a rectangle framed bottom skid. Tank skid unit is interconnected with main control panel. All components are installed in one skid unit for easy installation. CO₂ agent flows through the piping network and discharges from the differently sized nozzles, as according to flow calculation.

Advantage

- Multiple shot capability
- Economical
- Versatile Adaptability

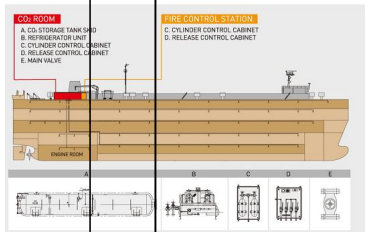
Application

- Engine Room
- Cargo Hold
- Boiler Room
- Purifier Room
- Pass Store
- ECR



Features

- Compliance with SOLAS requirements and approved by major class societies.



- Low Expansion
Foam

- INERGEN


- Dry Chemical
Powder



- Water Mist

- FM-200

DESCRIPTION	TECHNICAL SPECIFICATION
TYPE	PRESSURE VESSEL
DESIGN PRESSURE	34 bar
DESIGN TEMPERATURE	-20°C
HYDRO TEST	36 bar
SHAPE	ELLIPTICAL SURFACE
MATERIAL	SA 51610 TP316 AS 151610-0002

Low Pressure tank is built as a steel pressure vessel in compliance with the certification society requirements. CO₂ storage capacity of 15 to 40 tons is available. Internal temperature of the Low Pressure tank reduces to -22°C with the vaporisation pressure dropping to approx. 20 bar. Low Pressure tank is fully insulated with 50 mm heavy inflammable polyurethane, and is covered with additional galvanized steel plate to prevent atmospheric exposure.



Refrigeration Unit

A refrigeration unit supplies low pressure refrigerant to the evaporator coils inside the pressure tank. The refrigeration unit extracts heat from the CO₂ vapour that surrounds the coils. The refrigeration compressor cycle is controlled by a pressure switch, which monitors the pressure of the CO₂ within the pressure vessel.

